
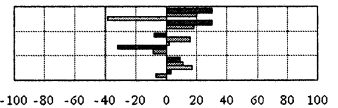
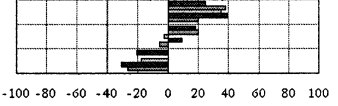
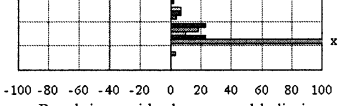
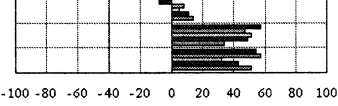


Case Study

 <p>College of American Pathologists 325 Waukegan Road, Northfield, Illinois 60093-27 800-323-4040 • www.cap.org <i>Advancing Excellence</i></p>	<p>CAP Number: Kit #</p> <p>Institution:</p> <p>Attention:</p> <p>City / State:</p>	<p>Kit ID: 20133822</p> <p>Kit Mailed: 08/28/20XX</p> <p>Original Evaluation: 09/28/20XX</p>								
<p>EVALUATION</p> <p>ORIGINAL</p>	<p>C-C 2005 Chemistry</p>									
<p>Test</p> <p>Unit of Measure</p> <p>Peer Group</p>	<p>Evaluation and Comparative Method Statistics</p>								<p>Plot of the Relative Distance of Your Results from Target as Percentages of allowed Deviation</p> <p>Survey -100-----Mean-----+100</p>	
	<p>Specimen</p>	<p>Your Result</p>	<p>Mean</p>	<p>S.D.</p>	<p>No. of Labs</p>	<p>S.D.I.</p>	<p>Limits of Acceptability</p> <p>Lower Upper</p>		<p>Your Grade</p>	
<p>Cholesterol mg/dL ENZYMATIC DADE BEHRG DIMENSION</p>	<p>LP-11</p> <p>LP-12</p> <p>LP-13</p> <p>LP-14</p> <p>LP-15</p>	<p>183</p> <p>217</p> <p>153</p> <p>201</p> <p>181</p>	<p>177.4</p> <p>212.7</p> <p>159.4</p> <p>194.9</p> <p>177.5</p>	<p>4.1</p> <p>5.2</p> <p>3.8</p> <p>4.6</p> <p>4.3</p>	<p>1170</p> <p>1182</p> <p>1170</p> <p>1173</p> <p>1183</p>	<p>+1.4</p> <p>+0.8</p> <p>-1.7</p> <p>+1.3</p> <p>+0.8</p>	<p>159</p> <p>191</p> <p>143</p> <p>175</p> <p>159</p>	<p>196</p> <p>234</p> <p>176</p> <p>215</p> <p>196</p>	<p>Acceptable</p> <p>Acceptable</p> <p>Acceptable</p> <p>Acceptable</p> <p>Acceptable</p>	
<p>Glucose, serum mg/dL HEXOKINASE, UV DADE BEHRG DIMENSION</p>	<p>C-11</p> <p>C-12</p> <p>C-13</p> <p>C-14</p> <p>C-15</p>	<p>324</p> <p>246</p> <p>218</p> <p>82</p> <p>161</p>	<p>315.7</p> <p>236.5</p> <p>210.4</p> <p>78.8</p> <p>157.7</p>	<p>6.8</p> <p>5.1</p> <p>4.5</p> <p>2.1</p> <p>3.4</p>	<p>1213</p> <p>1221</p> <p>1222</p> <p>1225</p> <p>1220</p>	<p>+1.2</p> <p>+1.9</p> <p>+1.7</p> <p>+1.5</p> <p>+0.9</p>	<p>284</p> <p>212</p> <p>189</p> <p>70</p> <p>141</p>	<p>348</p> <p>261</p> <p>232</p> <p>87</p> <p>174</p>	<p>Acceptable</p> <p>Acceptable</p> <p>Acceptable</p> <p>Acceptable</p> <p>Acceptable</p>	
<p>Iron ug/dL FERENE w/o PPR DADE BEHRG DIMENSION</p>	<p>C-11</p> <p>C-12</p> <p>C-13</p> <p>C-14</p> <p>C-15</p>	<p>292</p> <p>222</p> <p>202</p> <p>86</p> <p>155</p>	<p>290.7</p> <p>221.9</p> <p>199.0</p> <p>84.7</p> <p>153.5</p>	<p>3.3</p> <p>2.8</p> <p>2.6</p> <p>2.0</p> <p>2.3</p>	<p>774</p> <p>774</p> <p>776</p> <p>774</p> <p>774</p>	<p>+0.4</p> <p>0.0</p> <p>+1.1</p> <p>+0.6</p> <p>+0.6</p>	<p>232</p> <p>177</p> <p>159</p> <p>67</p> <p>122</p>	<p>349</p> <p>267</p> <p>239</p> <p>102</p> <p>185</p>	<p>Acceptable</p> <p>Acceptable</p> <p>Acceptable</p> <p>Acceptable</p> <p>Acceptable</p>	 <p style="font-size: small;">x: Result is outside the acceptable limits</p>
<p>Lactate Dehydrogenase U/L DADE BEHRG DIMENSION DADE BEHRG / 37 C</p>	<p>C-11</p> <p>C-12</p> <p>C-13</p> <p>C-14</p> <p>C-15</p>	<p>397</p> <p>324</p> <p>293</p> <p>142</p> <p>238</p>	<p>404.1</p> <p>318.8</p> <p>289.9</p> <p>138.9</p> <p>231.1</p>	<p>14.1</p> <p>11.5</p> <p>10.7</p> <p>5.8</p> <p>8.9</p>	<p>1136</p> <p>1133</p> <p>1134</p> <p>1130</p> <p>1132</p>	<p>-0.5</p> <p>+0.5</p> <p>+0.3</p> <p>+0.5</p> <p>+0.8</p>	<p>323</p> <p>255</p> <p>231</p> <p>111</p> <p>184</p>	<p>485</p> <p>383</p> <p>348</p> <p>167</p> <p>278</p>	<p>Acceptable</p> <p>Acceptable</p> <p>Acceptable</p> <p>Acceptable</p> <p>Acceptable</p>	

The College of American Pathologists recommends that the result of this interlaboratory comparison not be used as a sole criterion for judging the performance of any individual clinical laboratory.